



Micro Commercial Components
 21201 Itasca Street Chatsworth
 CA 91311
 Phone: (818) 701-4933
 Fax: (818) 701-4939

1N17 THRU 1N19

1.0 Amp Schottky Barrier Rectifier 20 to 40 Volts

Features

- High Current Capability
- Low Power loss
- High Efficiency
- Low Forward Voltage Drop
- Metal Silicon junction, majority carrier conduction

Maximum Ratings

- Operating Temperature: -55°C to +125°C
- Storage Temperature: -55°C to +125°C
- Typical Thermal Resistance: 50°C/W junction to Ambient
- For capacitive load. Derate current by 20%

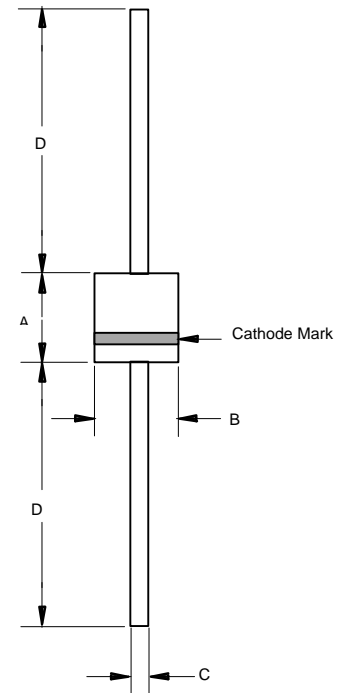
MCC Part Number	Maximum Recurrent Peak Reverse Voltage	Maximum RMS Voltage	Maximum DC Blocking Voltage
1N17	20V	14V	20V
1N18	30V	21V	30V
1N19	40V	28V	40V

Electrical Characteristics @ 25°C Unless Otherwise Specified

Average Forward Rectified Current	$I_{(AV)}$	1.0A	$T_A = 90^\circ\text{C}$		
Peak Forward Surge Current	I_{FSM}	25A	8.3ms, half sine		
Maximum Instantaneous Forward Voltage	V_F	1N17 0.45V 1N18 0.55V 1N19 0.60V	$I_{FM} = 1.0A;$ $T_C = 25^\circ\text{C}$		
Maximum DC Reverse Current At Rated DC Blocking Voltage		I_R		0.5mA 10mA	$T_C = 25^\circ\text{C}$ $T_C = 100^\circ\text{C}$
Typical Junction Capacitance				C_J	

Note: 300 us pulse width, 1% duty cycle

R-1



DIM	DIMENSIONS				NOTE
	INCHES		MM		
	MIN	MAX	MIN	MAX	
A	0.116	0.140	2.90	3.50	
B	0.091	0.102	2.30	2.60	
C	0.020	0.024	0.50	0.60	
D	0.787	-----	20.00	-----	

1N17 thru 1N19



FIG.1-FORWARD CURRENT DERATING CURVE

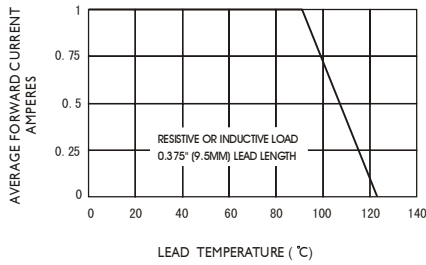


FIG.2-MAXIMUM NON-REPETITIVE PEAK FORWARD SURGE CURRENT

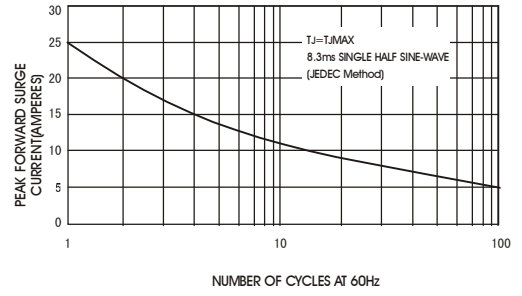


FIG.3-TYPICAL INSTANTANEOUS FORWARD CHARACTERISTICS

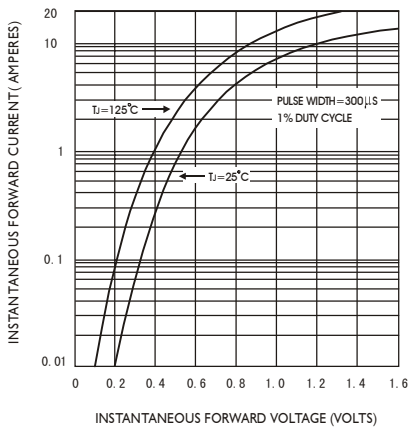


FIG.4-TYPICAL REVERSE CHARACTERISTICS

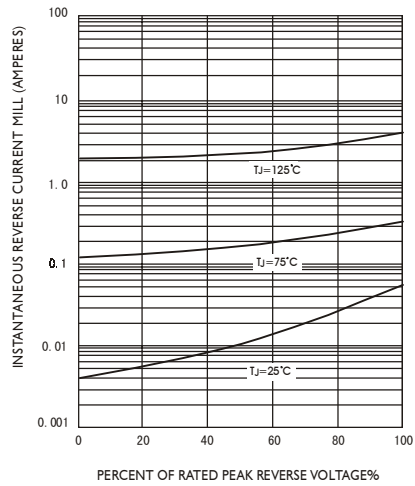


FIG.5-TYPICAL JUNCTION CAPACITANCE

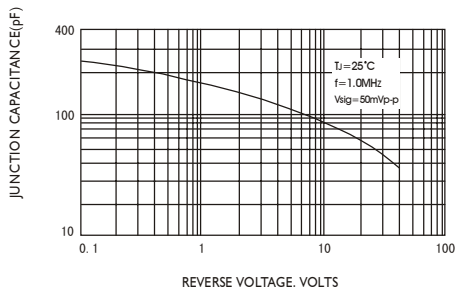


FIG.6-TYPICAL TRANSIENT THERMAL IMPEDANCE

